P
P çF
P
P
P
P PID
P
P
P
P PLC
P
P
P
P
P

1 92

97

1 ABZ 97

Bö PG
ABö PG
ABö PG
ABö PG
ABö PG
ABö PG

2 102

PG

ç ç

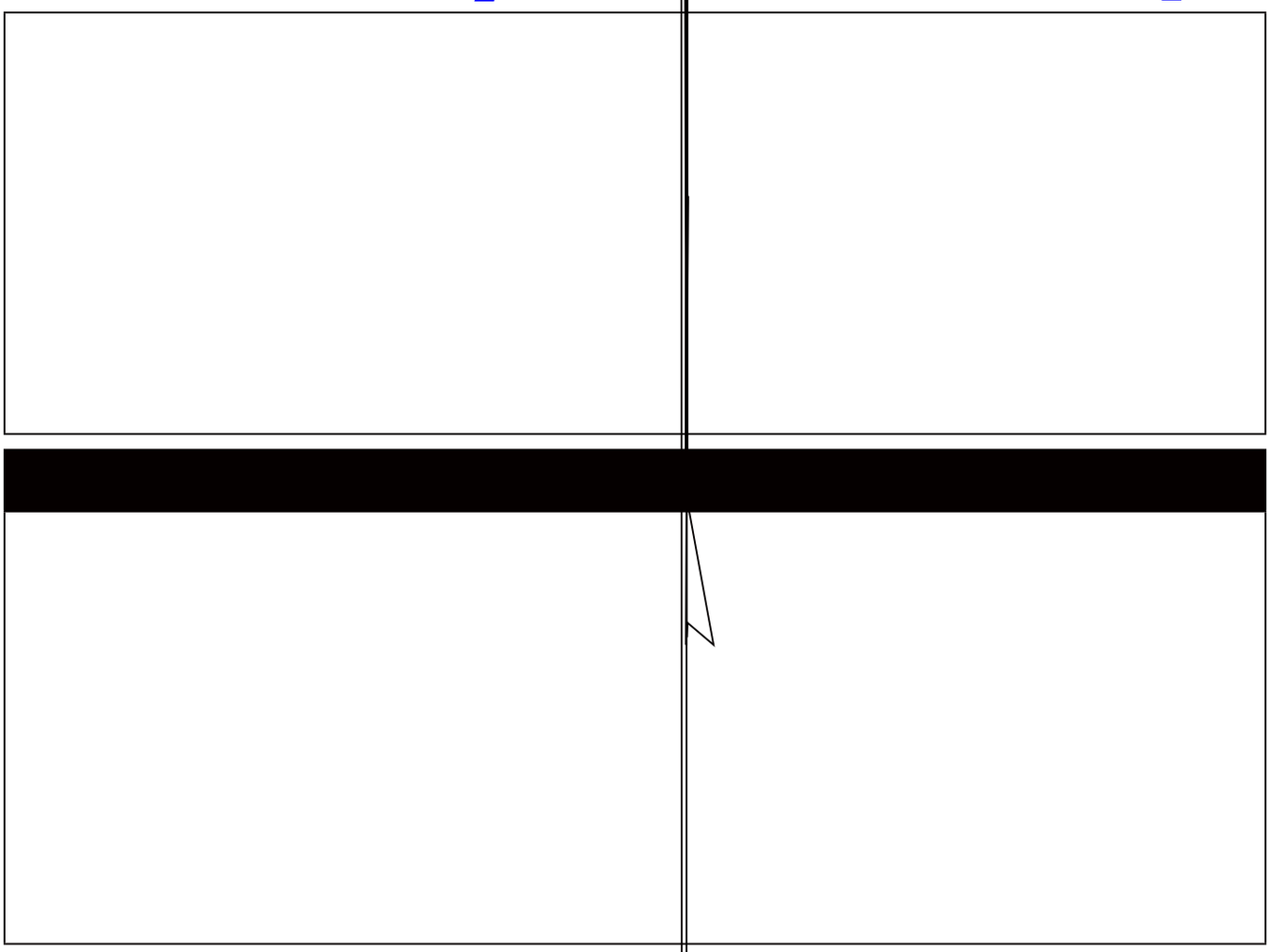

1.1

HDv - E630 - 4T 7.5

HDv	禾川变[redacted]

[redacted]

1.2

[redacted]



[redacted]



( ). 18.5~30kW

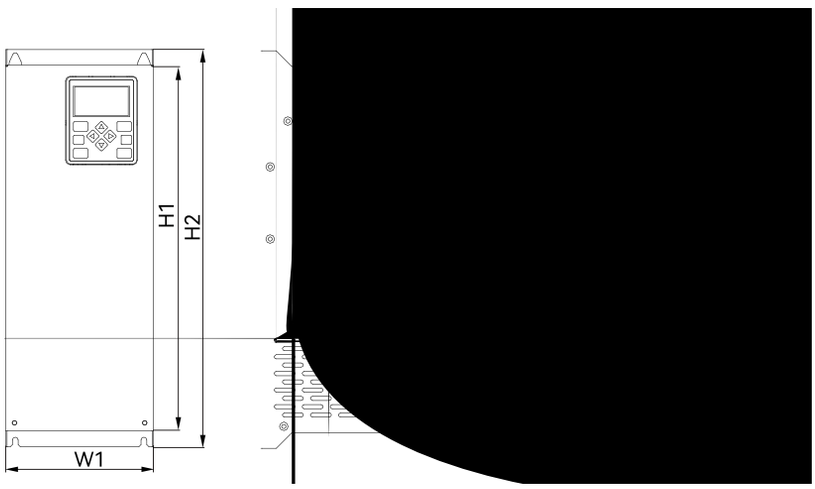

( ). 55~75kW

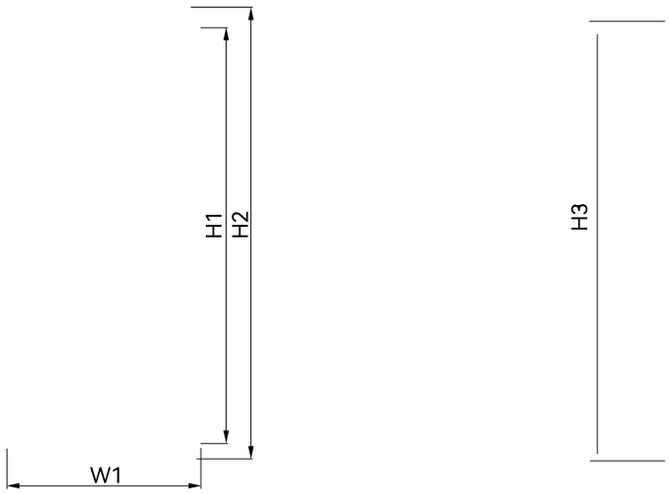

2

ç

2.1

2.2

E kè						

E kè							

2.3

2.4

3

I O

I O

I O

HDv-E ç

3.1

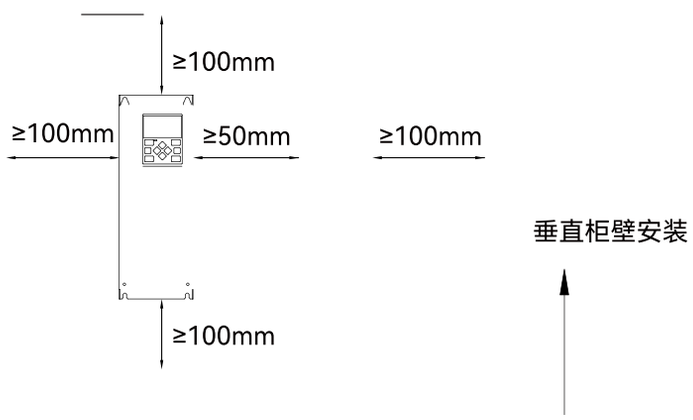

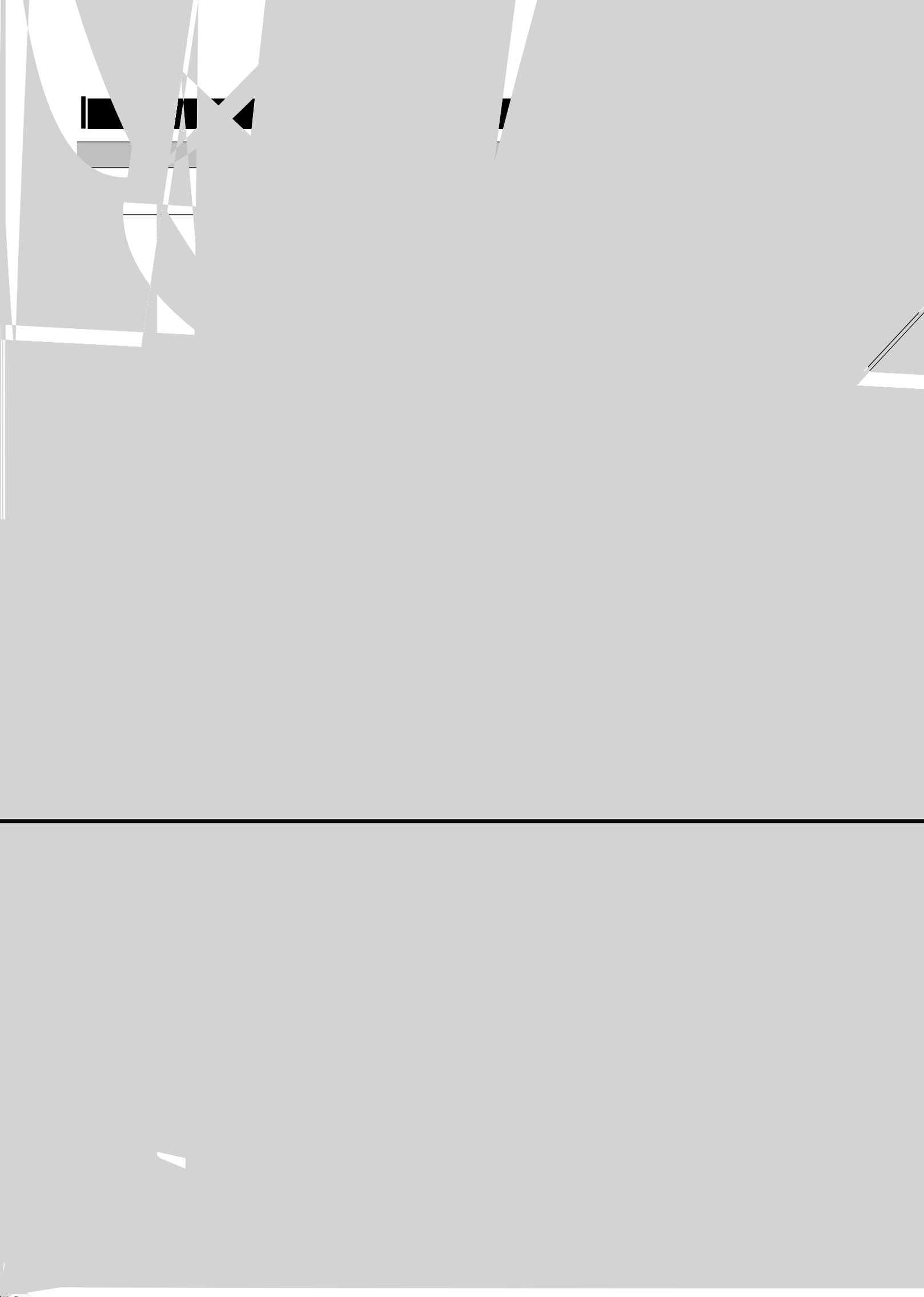

4

P

P

P

P

P çF

P

P

P

P PID

P

P

P

P PLC

P

P

P

P

P

:

è --

è --

R--

4.1 P00

ID						
					R	

ID						

P

P

ID						

ID						

ID						

ID						

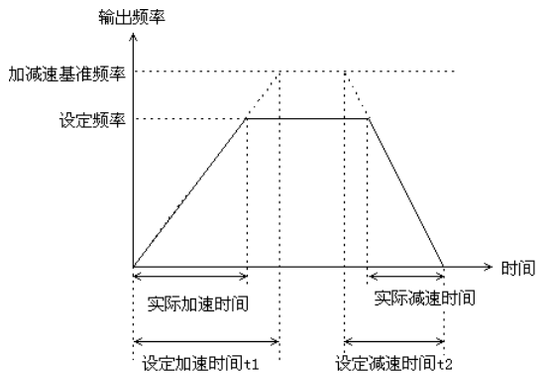

ID						

ID						

ID						

ID						

ID						

ID						

ID						

ID						

ID						

ID						

ID						

ID						

ID						

ID						

ID						

P P P P

4.2 P01

ID						

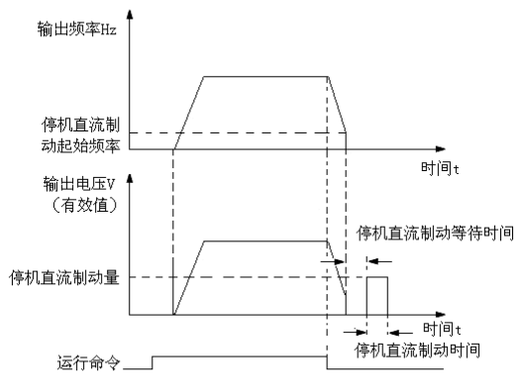

ID						

ID						

$$t = (\frac{4}{9} \times (\frac{f}{f_b})^2 + \frac{5}{9}) \times T$$

f f_b T f_b

ID						

ID						

ID						

ID						

ID						

ID						

ID						

ID						

ID						

母

4.4 P03

ID						

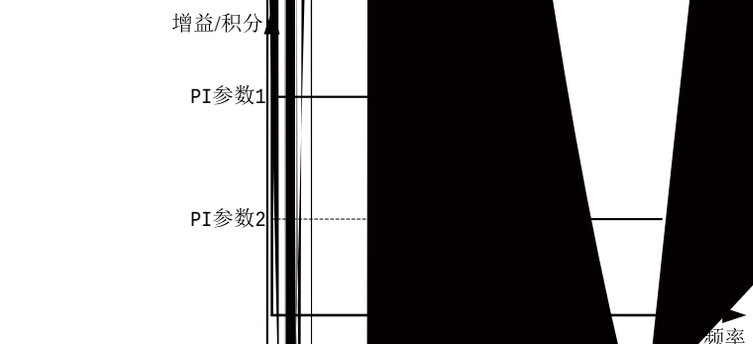

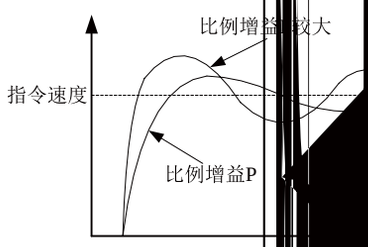

ID						

ID						

ID						

ID						

ID						

ID						

ID						

ID						

ID						

ID						

ID						

ABö ö ö ° ERR

ID						

ID						

ID						

ID						

ID						

ID						

ID						

ID						

ID						

ID						

ID						

ID						

ID						

ID						

4.5 P04 VF

ID						



ID						

ID						

ID						

ID						

ID						

P “çF ” “ ”

P “çF ” “ ”

4.6 P05

ID						

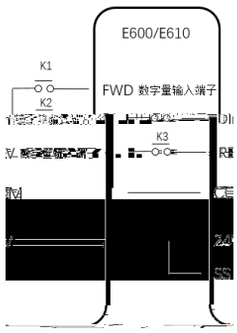

3 2

ID						

ID						

ID						

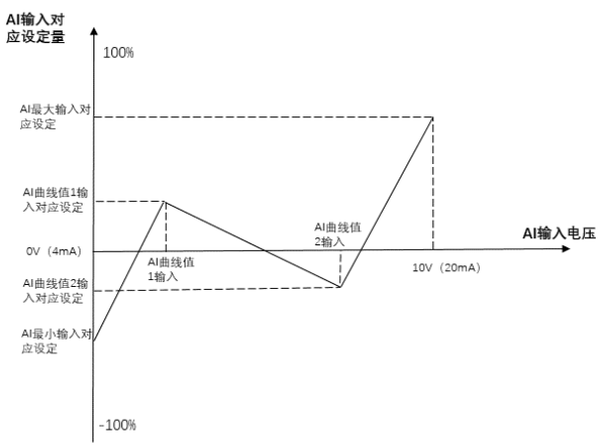
AI输入对应设定量
100%
AI最大输入对应设定
AI曲线值1输入对应设定
0V（4mA）
AI曲线值2输入对应设定
AI最小输入对应设定
-100%
AI曲线值1输入
AI曲线值2输入
AI输入电压
10V（20mA）

ID						

ID						

ID						

ID						

ID						

ID						

ID						

ID						

ID						

ID						

4.8 P07

ID						

ID						

ID						

ID						

ID						

ID						

ID						

ID						

ID						

ID						

ID						

ID						

4.9 P08 PID

ID						

ID						

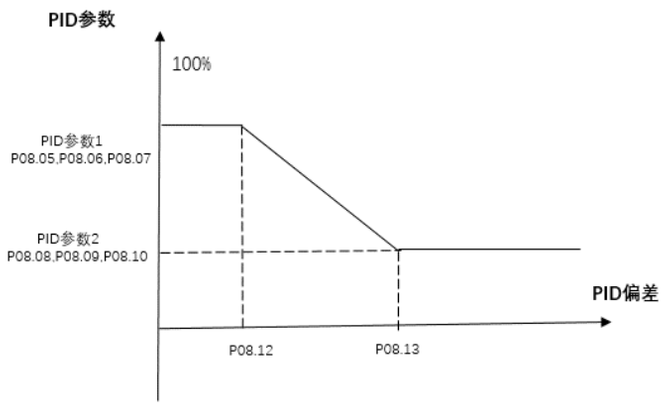
PID参数
100%
PID参数1
P08.05,P08.06,P08.07
PID参数2
P08.08,P08.09,P08.10
PID偏差
P08.12
P08.13

ID						

ID						

ID						

ID						

ID							

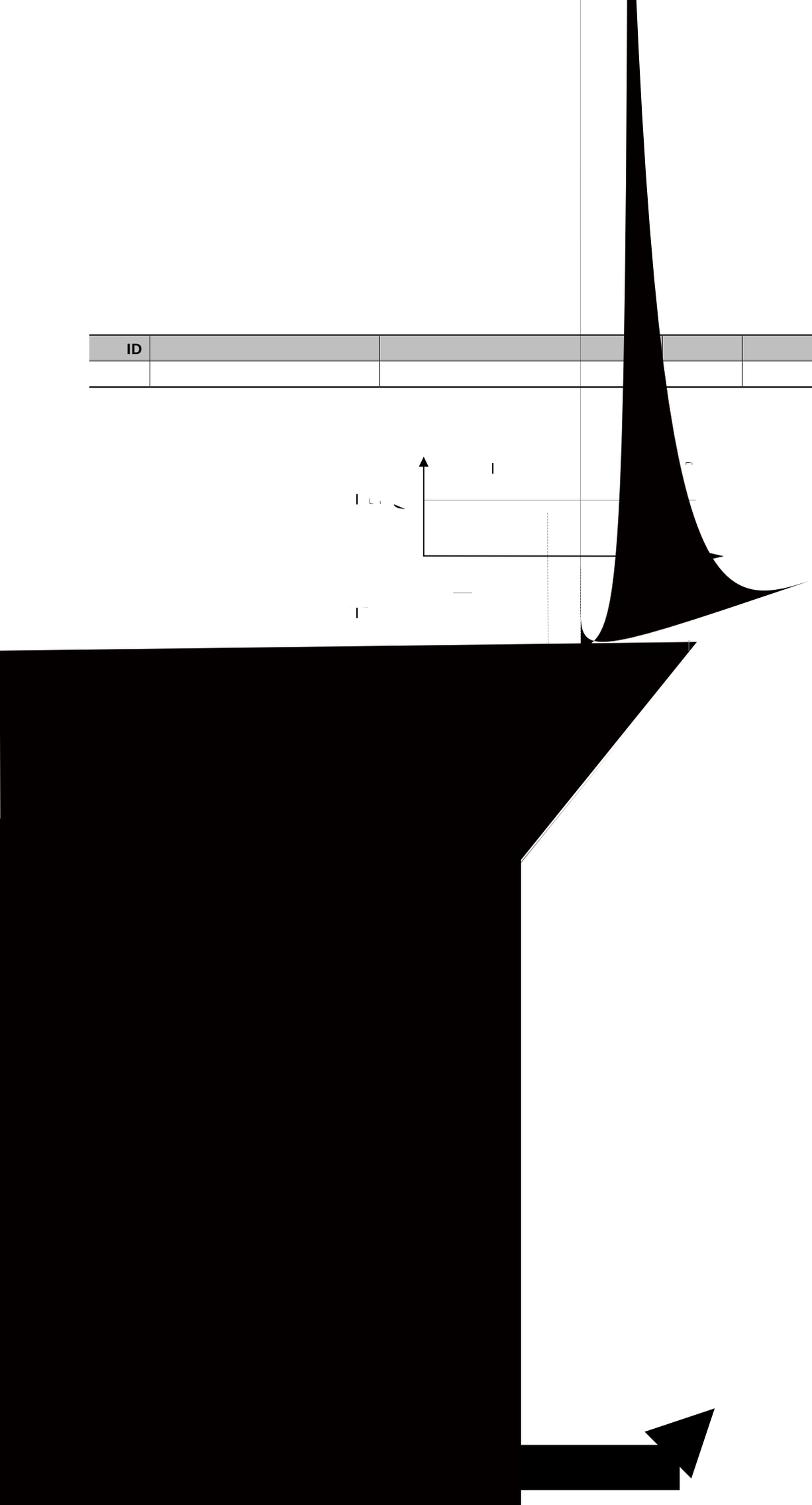

ID						

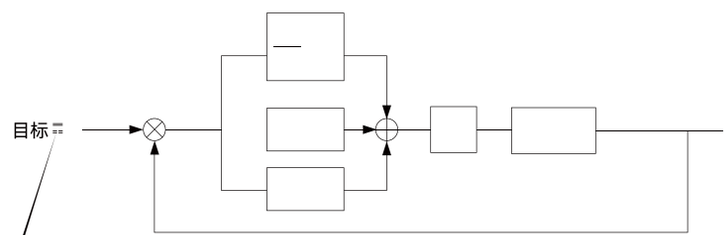



ID							

ID							

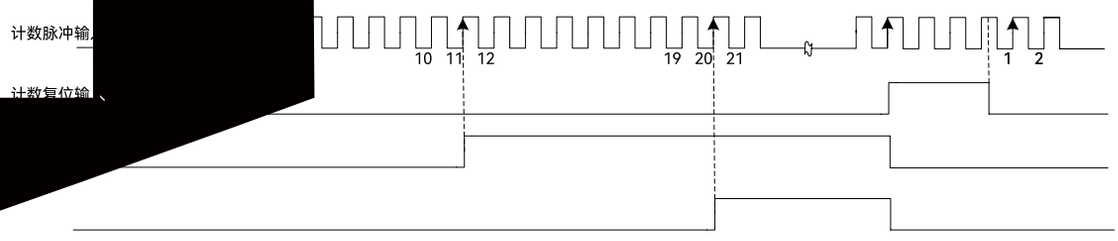

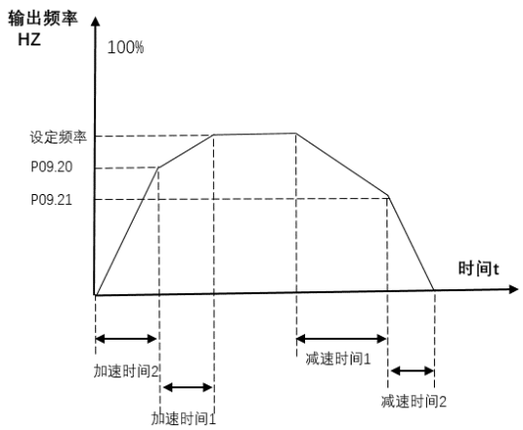

ID						

ID						

ID						

ID						

4.12 P11

ID						

ID						

ID						

ID						

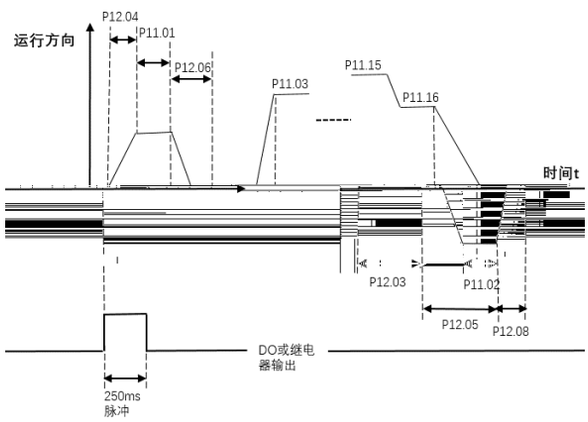
运行方向
P12.04
P11.01
P12.06
P11.03
P11.15
P11.16
时间t
P12.03
P11.02
P12.05
P12.08
DO或继电器输出
250ms脉冲

4.14 P13

ID						

ID						

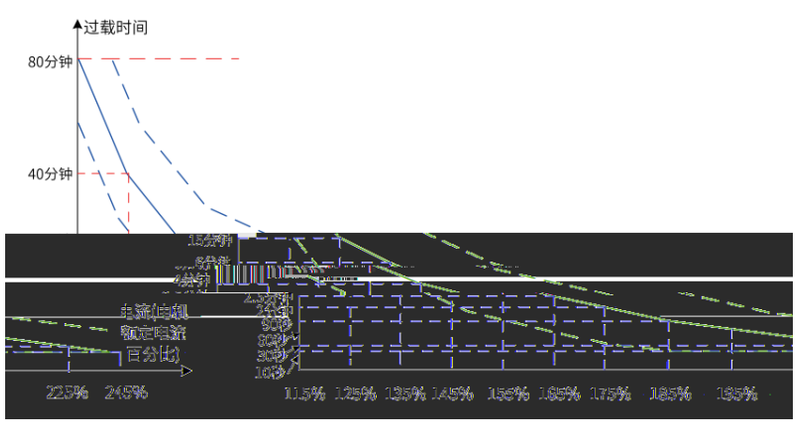
过载时间
80分钟
40分钟
主流电机
额定电流
百分比
225%
245%
115%
125%
135%
145%
155%
165%
175%
185%
195%

-
-

ID						

ID						

ID						

ID						

ID						

ID						

ID						

ID						

ID						

ID						

ID						

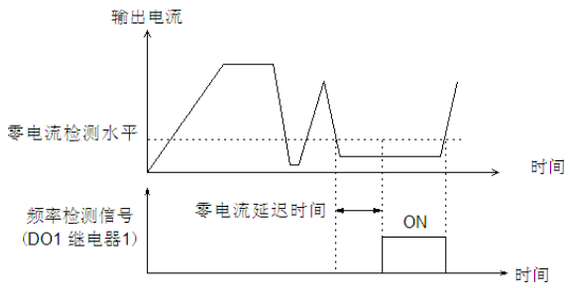
输出电流
零电流检测水平
时间
频率检测信号
(DO1 继电器1)
零电流延迟时间
ON
时间

ID						

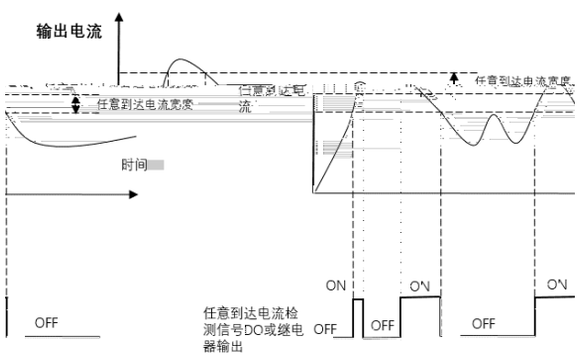
输出电流
任意到达电流宽度
任意到达电流
任意到达电流宽度
时间
ON
ON
ON
OFF
任意到达电流检测信号DO或继电器输出
OFF
OFF
OFF

ID						

ID						

					R	

ID						

ID						

4.15 P14

ID						
					R	
					R	
					R	
					R	
					R	
					R	
					R	
					R	
					R	
					R	

ID						
					R	
					R	
					R	
					R	
					R	
					R	
					R	
					R	
					R	
					R	


P
Min
Min
in
Min

ID						

ID						

ID						

ID						

ID						

ID						

ID						

ID						

ID						

ID						
					R	

ID						
					R	

ID						
					R	
					R	
					R	

ID						
					R	

ID						
					R	

ID						
					R	

ID						
					R	

ID						
					R	

ID						
					R	

					R	

					R	

DI1 DI2 DI3 DI4 DI5 HDI

					R	

继电器 DO1 DO2

					R	

					R	
					R	
					R	

ID						
					R	
					R	
					R	

ID						
					R	
					R	

ID						
					R	

ID						

ID						
					R	

ID						
				ńõ	R	n ‘nö nøn÷

1

		-	-
		-	-

2 PG

1	ABZ	97

PG
PG

4 **108**

PG
PG
PG
PG
PG
PG

5 **111**



1.2 BZ PG

1.3 ABZ PG

1.4 ABZ PG

1.5 ABZ PG

( ).

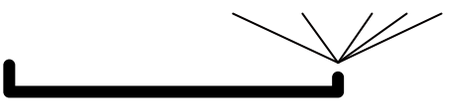

1.7 ABZ PG

2.5 PG

( ).



2.7 PG

3.1

3.2 PG

3.5 PG

( ).

3.7 PG



4

4.1

4.2 PG

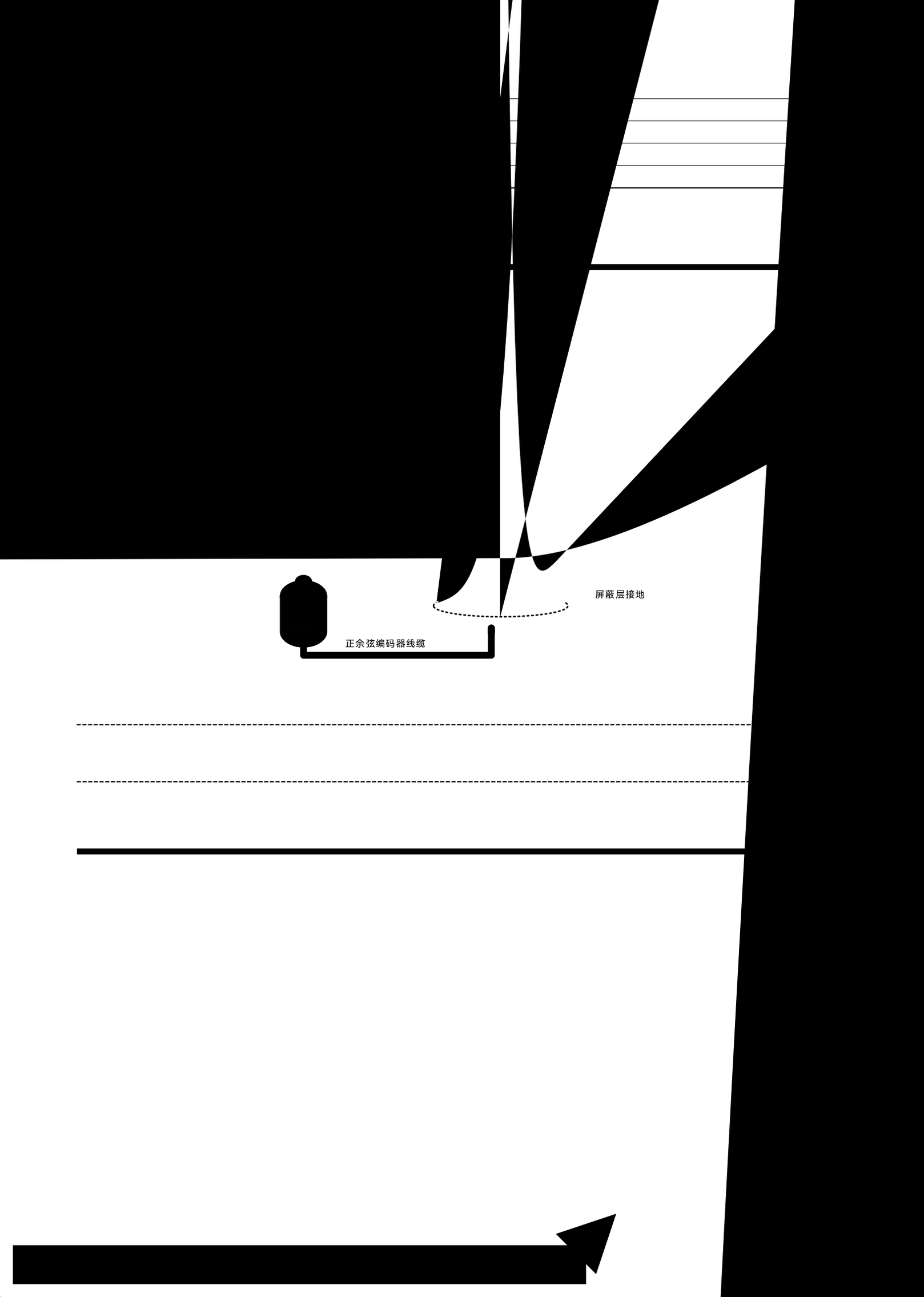
屏蔽层接地
正余弦编码器线缆

4.7 PG



m	A è G

PG